



## TEST REPORT

Sample: Interface Australia PTY LTD  
Manufacturing: 34 Airds Road Minto  
NSW 2566  
Australia

Test Report No: R22-044  
Sample Received Date: 10/01/2022  
Test Date: 15/02/2022  
Report Date: 17/02/2022

Sample Description: Client Reference: "OPEN AIR 403  
TRANSITION"  
Loop Pile Carpet Tile  
100% Solution Dyed Nylon 6  
610g/m<sup>2</sup> on a Glasbac Backing

Test Sponsor: Interface Australia

AS ISO 9239.1-2003: Reaction to Fire Tests for Floorings – Determination of the Burning Behaviour Using a Radiant Heat Source

### Results Summary

| CHF Value   | Sample 1 | Sample 2 | Sample 3 | Mean |                   |
|-------------|----------|----------|----------|------|-------------------|
| Length      | 4.1      | -        | -        | -    | kW/m <sup>2</sup> |
| Width       | 3.5      | 3.2      | 3.6      | 3.4  | kW/m <sup>2</sup> |
| Smoke Value | Sample 1 | Sample 2 | Sample 3 | Mean |                   |
| Length      | 141      | -        | -        | -    | %.min             |
| Width       | 181      | 168      | 182      | 177  | %.min             |

Melting YES

Blistering YES

The test results relate to the behaviour of the test specimens of a product under the particular conditions of the test, they are not intended to be sole criterion for assessing the potential fire hazard of the product in use.

Sample was conditioned in accordance with BS EN 13238 at a temperature of 23±2°C and relative humidity of 50±5% for a minimum of 72 hours prior to testing, which is inclusive of adhesive curing time.

Each Specimen was adhered to a substrate of 9mm Fibre Cement Board using Intertac+ Adhesive.

KARTHIK BHASKARAN  
Materials Scientist

APPROVED SIGNATORY



## TEST REPORT

|                |                             |                       |            |
|----------------|-----------------------------|-----------------------|------------|
| Sample         | Interface Australia PTY LTD | Test Report No:       | R22-044    |
| Manufacturing: | 34 Airds Road Minto         | Sample Received Date: | 10/01/2022 |
|                | NSW 2566                    | Test Date:            | 15/02/2022 |
|                | Australia                   | Report Date:          | 17/02/2022 |

### Sample 1 Length

### Test Results

|  |                                  |
|--|----------------------------------|
| Time to ignition                                     | : 2 minutes 27 seconds (147 s)   |
| Time to flameout                                     | : 46 minutes 57 seconds (2817 s) |
| Extent of burning (mm)                               | : 460                            |
| Critical flux at extinguishment (kW/m <sup>2</sup> ) | : 4.07                           |
| HF-10 (kW/m <sup>2</sup> )                           | : 8.66                           |
| HF-20 (kW/m <sup>2</sup> )                           | : 6.63                           |
| HF-30 (kW/m <sup>2</sup> )                           | : 5.20                           |
| Flame spread at 10 minutes (mm)                      | : 250                            |
| Flame spread at 20 minutes (mm)                      | : 340                            |
| Flame spread at 30 minutes (mm)                      | : 400                            |
| Peak light attenuation (%)                           | : 25.8                           |
| Time to peak light attenuation                       | : 5 minutes 51 seconds (351 s)   |
| Total integrated smoke (%.min)                       | : 140.72                         |



## TEST REPORT

|                |                             |                       |            |
|----------------|-----------------------------|-----------------------|------------|
| Sample         | Interface Australia PTY LTD | Test Report No:       | R22-044    |
| Manufacturing: | 34 Airds Road Minto         | Sample Received Date: | 10/01/2022 |
|                | NSW 2566                    | Test Date:            | 15/02/2022 |
|                | Australia                   | Report Date:          | 17/02/2022 |

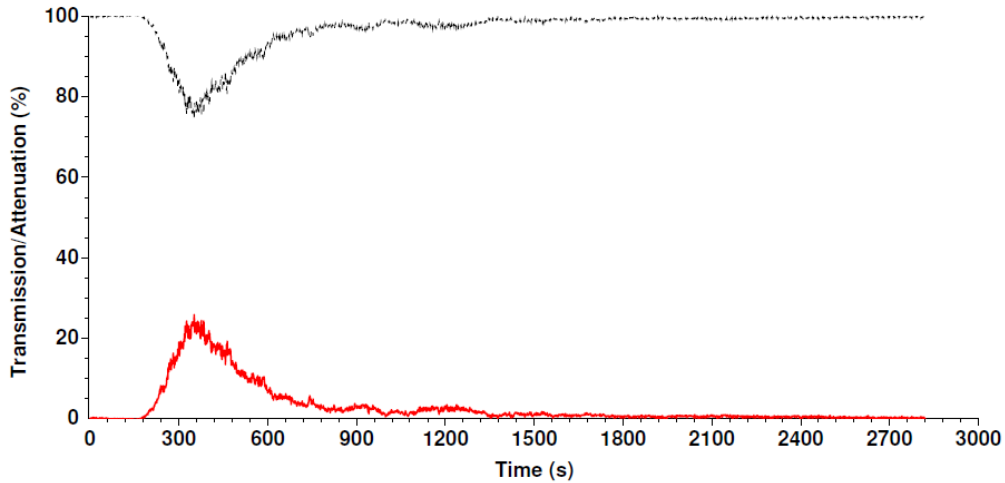
### Sample 1 Length

### Light Attenuation Over Time and Rake Results

Report produced with the Fire Testing Technology FRPSoft software

page 3

### Smoke Graph



Test name : LENGTH1  
 File name : C:\FRPSOFT\DATA\22020017.CSV

### Rake Results

| Position (mm) | Time (s) | Flux (kW/m <sup>2</sup> ) | Qsb (MJ/m <sup>2</sup> ) | Position (mm) | Time (s) | Flux (kW/m <sup>2</sup> ) | Qsb (MJ/m <sup>2</sup> ) |
|---------------|----------|---------------------------|--------------------------|---------------|----------|---------------------------|--------------------------|
| 60            | 200      | 11.9                      | 2.383                    | 510           | -        | 3.3                       | -                        |
| 110           | 312      | 11.1                      | 3.462                    | 560           | -        | 2.7                       | -                        |
| 160           | 377      | 10.4                      | 3.915                    | 610           | -        | 2.3                       | -                        |
| 210           | 492      | 9.6                       | 4.700                    | 660           | -        | 1.9                       | -                        |
| 260           | 742      | 8.4                       | 6.260                    | 710           | -        | 1.7                       | -                        |
| 310           | 1078     | 7.4                       | 7.955                    | 760           | -        | 1.4                       | -                        |
| 360           | 1383     | 6.1                       | 8.482                    | 810           | -        | 1.2                       | -                        |
| 410           | 2009     | 5.0                       | 9.979                    | 860           | -        | 1.1                       | -                        |
| 460           | 2450     | 4.1                       | 9.962                    | 910           | -        | 1.0                       | -                        |



## TEST REPORT

|                |                             |                       |            |
|----------------|-----------------------------|-----------------------|------------|
| Sample         | Interface Australia PTY LTD | Test Report No:       | R22-044    |
| Manufacturing: | 34 Airds Road Minto         | Sample Received Date: | 10/01/2022 |
|                | NSW 2566                    | Test Date:            | 15/02/2022 |
|                | Australia                   | Report Date:          | 17/02/2022 |

### Sample 1 Width

#### Test Results

|  |                                  |
|--|----------------------------------|
| Time to ignition                                     | : 2 minutes 24 seconds (144 s)   |
| Time to flameout                                     | : 46 minutes 48 seconds (2808 s) |
| Extent of burning (mm)                               | : 500                            |
| Critical flux at extinguishment (kW/m <sup>2</sup> ) | : 3.46                           |
| HF-10 (kW/m <sup>2</sup> )                           | : 8.66                           |
| HF-20 (kW/m <sup>2</sup> )                           | : 6.38                           |
| HF-30 (kW/m <sup>2</sup> )                           | : 4.61                           |
| Flame spread at 10 minutes (mm)                      | : 250                            |
| Flame spread at 20 minutes (mm)                      | : 350                            |
| Flame spread at 30 minutes (mm)                      | : 430                            |
| Peak light attenuation (%)                           | : 33.58                          |
| Time to peak light attenuation                       | : 5 minutes 39 seconds (339 s)   |
| Total integrated smoke (%.min)                       | : 180.7                          |



## TEST REPORT

|                |                             |                       |            |
|----------------|-----------------------------|-----------------------|------------|
| Sample         | Interface Australia PTY LTD | Test Report No:       | R22-044    |
| Manufacturing: | 34 Airds Road Minto         | Sample Received Date: | 10/01/2022 |
|                | NSW 2566                    | Test Date:            | 15/02/2022 |
|                | Australia                   | Report Date:          | 17/02/2022 |

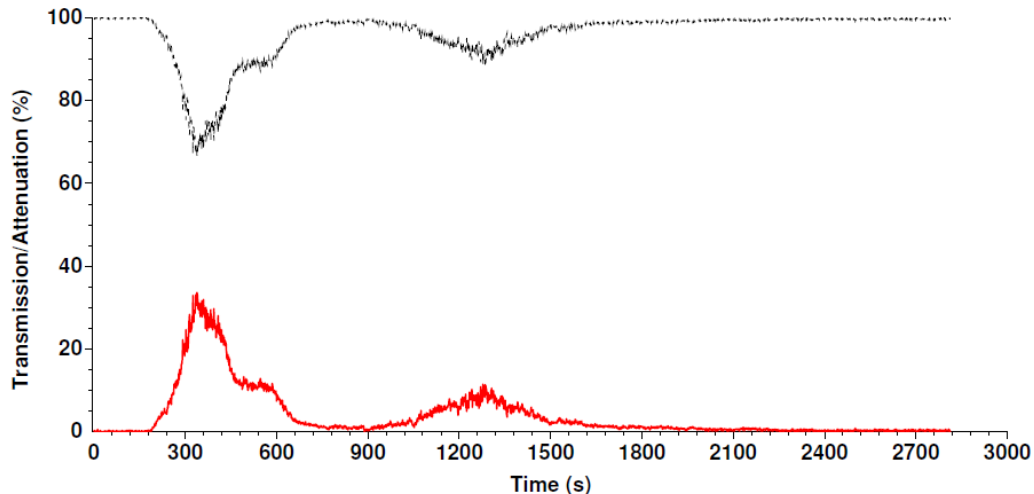
### Sample 1 Width

### Light Attenuation Over Time and Rake Results

Report produced with the Fire Testing Technology FRPSoft software

page 3

### Smoke Graph



Test name : WIDTH1  
 File name : C:\FRPSOFT\DATA\22020018.CSV

### Rake Results

| Position (mm) | Time (s) | Flux (kW/m <sup>2</sup> ) | Qsb (MJ/m <sup>2</sup> ) | Position (mm) | Time (s) | Flux (kW/m <sup>2</sup> ) | Qsb (MJ/m <sup>2</sup> ) |
|---------------|----------|---------------------------|--------------------------|---------------|----------|---------------------------|--------------------------|
| 60            | 216      | 11.9                      | 2.574                    | 510           | -        | 3.3                       | -                        |
| 110           | 297      | 11.1                      | 3.295                    | 560           | -        | 2.7                       | -                        |
| 160           | 340      | 10.4                      | 3.531                    | 610           | -        | 2.3                       | -                        |
| 210           | 465      | 9.6                       | 4.442                    | 660           | -        | 1.9                       | -                        |
| 260           | 766      | 8.4                       | 6.462                    | 710           | -        | 1.7                       | -                        |
| 310           | 1079     | 7.4                       | 7.962                    | 760           | -        | 1.4                       | -                        |
| 360           | 1287     | 6.1                       | 7.893                    | 810           | -        | 1.2                       | -                        |
| 410           | 1519     | 5.0                       | 7.545                    | 860           | -        | 1.1                       | -                        |
| 460           | 1963     | 4.1                       | 7.982                    | 910           | -        | 1.0                       | -                        |



## TEST REPORT

|                |                             |                       |            |
|----------------|-----------------------------|-----------------------|------------|
| Sample         | Interface Australia PTY LTD | Test Report No:       | R22-044    |
| Manufacturing: | 34 Airds Road Minto         | Sample Received Date: | 10/01/2022 |
|                | NSW 2566                    | Test Date:            | 15/02/2022 |
|                | Australia                   | Report Date:          | 17/02/2022 |

### Sample 2 Width

#### Test Results

|  |                                  |
|--|----------------------------------|
| Time to ignition                                     | : 2 minutes 24 seconds (144 s)   |
| Time to flameout                                     | : 50 minutes 19 seconds (3019 s) |
| Extent of burning (mm)                               | : 520                            |
| Critical flux at extinguishment (kW/m <sup>2</sup> ) | : 3.19                           |
| HF-10 (kW/m <sup>2</sup> )                           | : 8.66                           |
| HF-20 (kW/m <sup>2</sup> )                           | : 6.13                           |
| HF-30 (kW/m <sup>2</sup> )                           | : 4.07                           |
| Flame spread at 10 minutes (mm)                      | : 250                            |
| Flame spread at 20 minutes (mm)                      | : 360                            |
| Flame spread at 30 minutes (mm)                      | : 460                            |
| Peak light attenuation (%)                           | : 33.57                          |
| Time to peak light attenuation                       | : 5 minutes 30 seconds (330 s)   |
| Total integrated smoke (%.min)                       | : 168.17                         |



## TEST REPORT

|                |                             |                       |            |
|----------------|-----------------------------|-----------------------|------------|
| Sample         | Interface Australia PTY LTD | Test Report No:       | R22-044    |
| Manufacturing: | 34 Airds Road Minto         | Sample Received Date: | 10/01/2022 |
|                | NSW 2566                    | Test Date:            | 15/02/2022 |
|                | Australia                   | Report Date:          | 17/02/2022 |

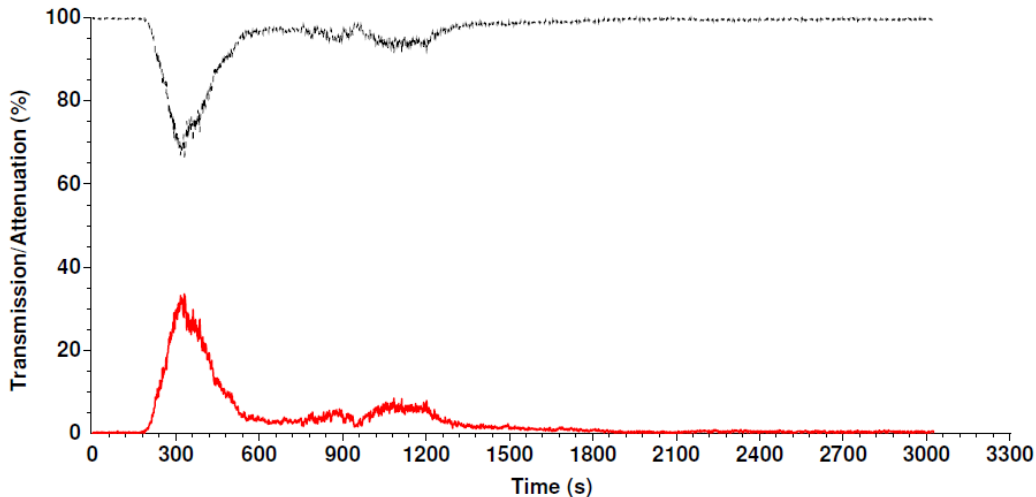
### Sample 2 Width

### Light Attenuation Over Time and Rake Results

Report produced with the Fire Testing Technology FRPSoft software

page 3

#### Smoke Graph



Test name : WIDTH2  
 File name : C:\FRPSOFT\DATA\22020019.CSV

#### Rake Results

| Position (mm) | Time (s) | Flux (kW/m <sup>2</sup> ) | Qsb (MJ/m <sup>2</sup> ) | Position (mm) | Time (s) | Flux (kW/m <sup>2</sup> ) | Qsb (MJ/m <sup>2</sup> ) |
|---------------|----------|---------------------------|--------------------------|---------------|----------|---------------------------|--------------------------|
| 60            | 185      | 11.9                      | 2.204                    | 510           | 2339     | 3.3                       | 7.733                    |
| 110           | 255      | 11.1                      | 2.829                    | 560           | -        | 2.7                       | -                        |
| 160           | 343      | 10.4                      | 3.562                    | 610           | -        | 2.3                       | -                        |
| 210           | 448      | 9.6                       | 4.280                    | 660           | -        | 1.9                       | -                        |
| 260           | 637      | 8.4                       | 5.374                    | 710           | -        | 1.7                       | -                        |
| 310           | 989      | 7.4                       | 7.298                    | 760           | -        | 1.4                       | -                        |
| 360           | 1160     | 6.1                       | 7.114                    | 810           | -        | 1.2                       | -                        |
| 410           | 1412     | 5.0                       | 7.013                    | 860           | -        | 1.1                       | -                        |
| 460           | 1778     | 4.1                       | 7.229                    | 910           | -        | 1.0                       | -                        |



## TEST REPORT

|                |                             |                       |            |
|----------------|-----------------------------|-----------------------|------------|
| Sample         | Interface Australia PTY LTD | Test Report No:       | R22-044    |
| Manufacturing: | 34 Airds Road Minto         | Sample Received Date: | 10/01/2022 |
|                | NSW 2566                    | Test Date:            | 15/02/2022 |
|                | Australia                   | Report Date:          | 17/02/2022 |

### Sample 3 Width

#### Test Results

|  |                                  |
|--|----------------------------------|
| Time to ignition                                     | : 2 minutes 28 seconds (148 s)   |
| Time to flameout                                     | : 49 minutes 06 seconds (2946 s) |
| Extent of burning (mm)                               | : 490                            |
| Critical flux at extinguishment (kW/m <sup>2</sup> ) | : 3.61                           |
| HF-10 (kW/m <sup>2</sup> )                           | : 8.66                           |
| HF-20 (kW/m <sup>2</sup> )                           | : 6.13                           |
| HF-30 (kW/m <sup>2</sup> )                           | : 4.25                           |
| Flame spread at 10 minutes (mm)                      | : 250                            |
| Flame spread at 20 minutes (mm)                      | : 360                            |
| Flame spread at 30 minutes (mm)                      | : 450                            |
| Peak light attenuation (%)                           | : 40.23                          |
| Time to peak light attenuation                       | : 5 minutes 47 seconds (347 s)   |
| Total integrated smoke (%.min)                       | : 181.87                         |





## TEST REPORT

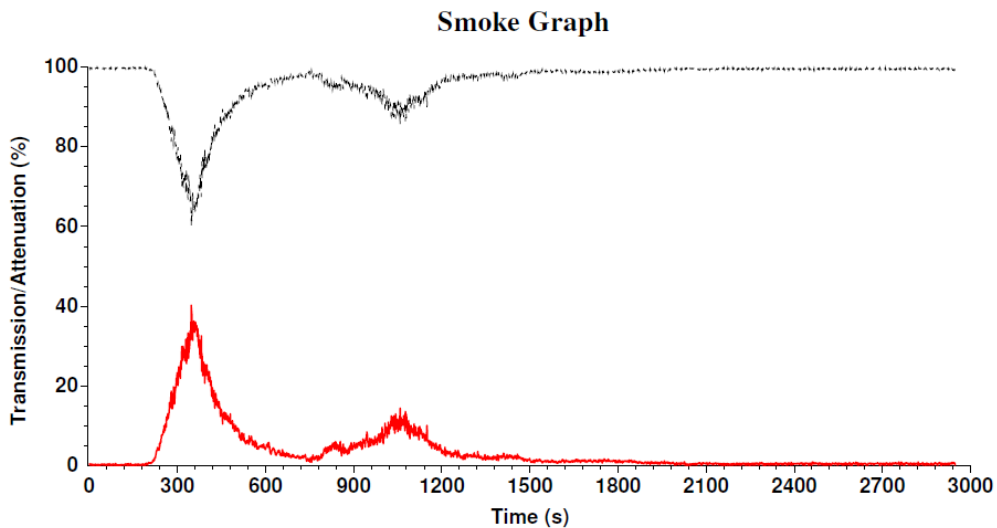
|                |                             |                       |            |
|----------------|-----------------------------|-----------------------|------------|
| Sample         | Interface Australia PTY LTD | Test Report No:       | R22-044    |
| Manufacturing: | 34 Airds Road Minto         | Sample Received Date: | 10/01/2022 |
|                | NSW 2566                    | Test Date:            | 15/02/2022 |
|                | Australia                   | Report Date:          | 17/02/2022 |

### Sample 3 Width

### Light Attenuation Over Time and Rake Results

Report produced with the Fire Testing Technology FRPSoft software

page 3



Test name : WIDTH3  
 File name : C:\FRPSOFT\DATA\22020020.CSV

### **Rake Results**

| Position (mm) | Time (s) | Flux (kW/m <sup>2</sup> ) | Qsb (MJ/m <sup>2</sup> ) | Position (mm) | Time (s) | Flux (kW/m <sup>2</sup> ) | Qsb (MJ/m <sup>2</sup> ) |
|---------------|----------|---------------------------|--------------------------|---------------|----------|---------------------------|--------------------------|
| 60            | 209      | 11.9                      | 2.490                    | 510           | -        | 3.3                       | -                        |
| 110           | 285      | 11.1                      | 3.162                    | 560           | -        | 2.7                       | -                        |
| 160           | 386      | 10.4                      | 4.008                    | 610           | -        | 2.3                       | -                        |
| 210           | 431      | 9.6                       | 4.117                    | 660           | -        | 1.9                       | -                        |
| 260           | 829      | 8.4                       | 6.993                    | 710           | -        | 1.7                       | -                        |
| 310           | 952      | 7.4                       | 7.025                    | 760           | -        | 1.4                       | -                        |
| 360           | 1130     | 6.1                       | 6.930                    | 810           | -        | 1.2                       | -                        |
| 410           | 1448     | 5.0                       | 7.192                    | 860           | -        | 1.1                       | -                        |
| 460           | 1852     | 4.1                       | 7.530                    | 910           | -        | 1.0                       | -                        |

END OF REPORT